

Scaled data based on original data using
LM-79-08 Approved Method: Electrical and Photometric Measurements of Solid-
State Lighting Products

Test Report Prepared for
Cooper Lighting Solutions
(formerly Eaton)

Brand: STREETWORKS

Report Number: P192296

Luminaire Tested: **GAN-AF-08-LED-U-T3R-7050-ADJ**

Issue Date: 3/3/2020

Test Information

Test Method: LM-79-08
Report Number: P192296
TEST IS SCALED FROM IESNA LM-79-08 TEST DATA (P40129)
Test Lab: INNOVATION CENTER P2
Issue Date: 3/3/2020
Manufacturer: COOPER LIGHTING SOLUTIONS (FORMERLY EATON)
Product Line: STREETWORKS
Catalog Number: GAN-AF-08-LED-U-T3R-7050-ADJ
Description: GALLEON AREA AND ROADWAY LUMINAIRE
(8) 70 CRI, 5000K, 1050mA LIGHTSQUARES WITH 16 LEDS EACH AND TYPE III
ROADWAY OPTICS
Light Source: -
Ballast/Driver: ELECTRONIC DRIVER

Summary

Lumens per Lamp: N/A
Luminaire Lumens: 48776 lumens
Efficiency: N/A
Efficacy: 109.6 lumens/watt
Luminous Opening: Rectangular (W 2' x L: 1' x H: 0')
IES Classification: Type III - Short - Full Cutoff
BUG Rating: B3 - U0 - G5

Input Watts (W): 445
Input Voltage (V): NR
Input Current (Ain): NR
Voltage Rise (V): NR
Power Factor: NR
Total Harmonic Distortion (THDi): NR
Frequency (hertz): 60
Stabilization Time: NR
Operation Time: NR
Ambient Temperature (°C): NR
Test Distance: 28.75 FT

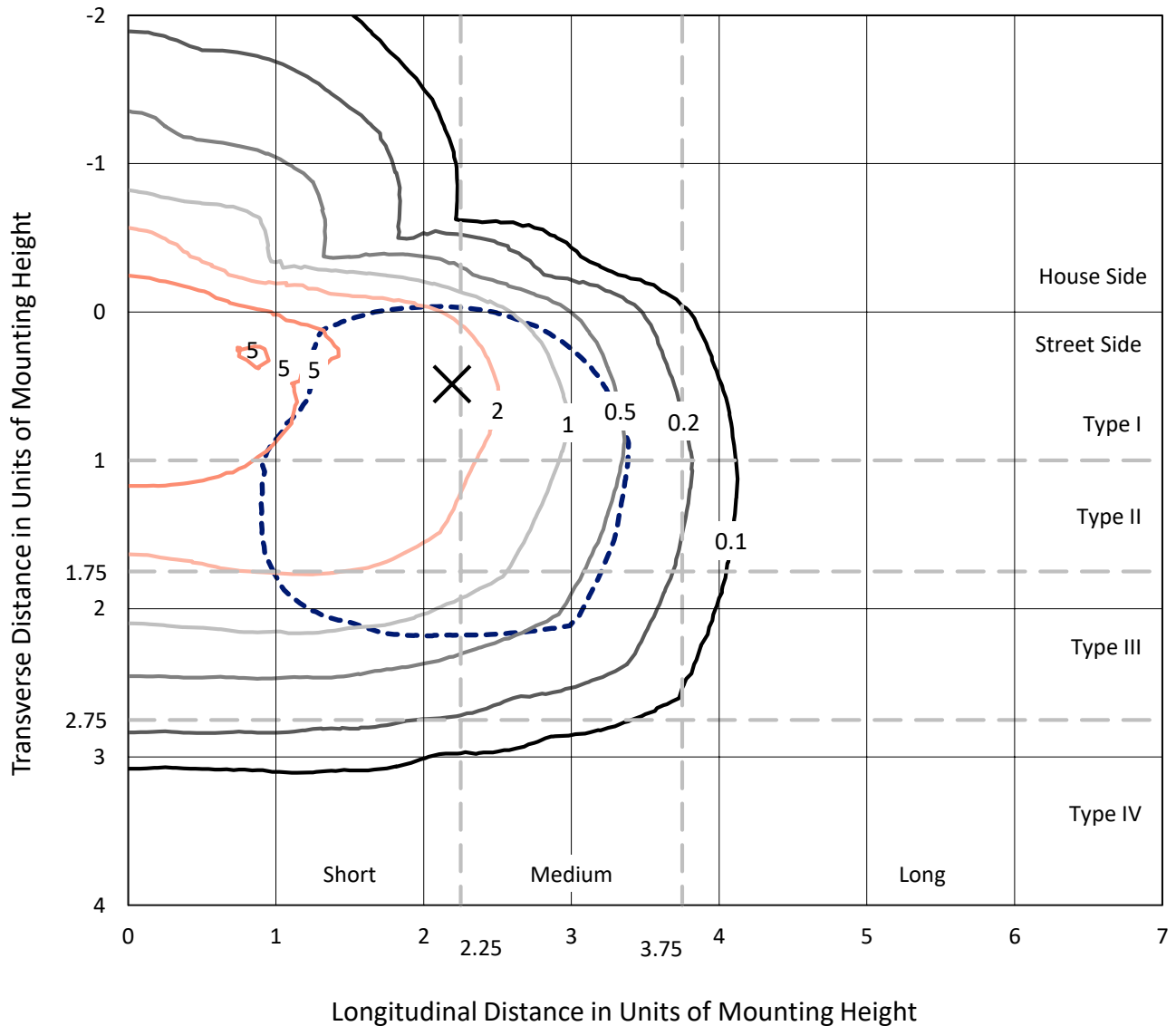


REPORT NUMBER: P192296

CATALOG NUMBER: GAN-AF-08-LED-U-T3R-7050-ADJ

Iso-Footcandle Lines of Horizontal Illumination

× Max cd
 - - - 1/2 Max cd

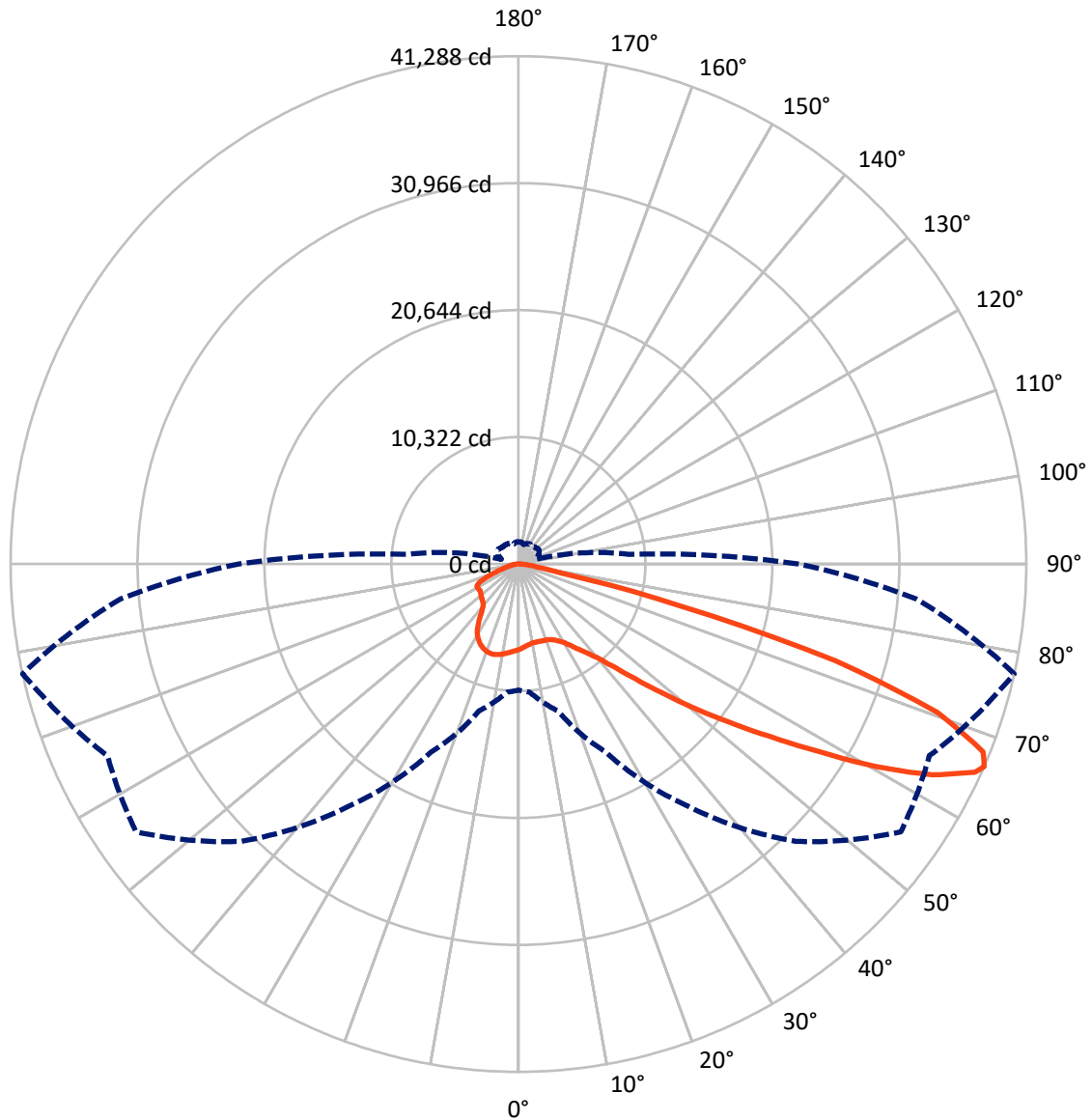


Based on 30 foot mounting height. Maximum calculated value = 9.5 fc
 Type III - Short - Full Cutoff

REPORT NUMBER: P192296

CATALOG NUMBER: GAN-AF-08-LED-U-T3R-7050-ADJ

Luminous Intensity Polar Plot



— Vertical Plane Through 77.5-Deg Lateral - - - Horizontal Cone Through 66-Deg Vertical



REPORT NUMBER: P192296

CATALOG NUMBER: GAN-AF-08-LED-U-T3R-7050-ADJ

FLUX DISTRIBUTION:

		Downward	Upward	Total
House Side	Lumens	8333.1	0.0	8333.1
	% Fixture	17.1	0.0	17.1
Street Side	Lumens	40442.9	0.0	40442.9
	% Fixture	82.9	0.0	82.9
Total	Lumens	48776.0	0.0	48776.0
	% Fixture	100.0	0.0	100.0

Coefficient of Utilization

ZONAL LUMENS:

Zone	Lumens	% Fixture
0°-10°	621.0	1.3
10°-20°	1751.9	3.6
20°-30°	2989.9	6.1
30°-40°	4786.4	9.8
40°-50°	7394.5	15.2
50°-60°	10488.0	21.5
60°-70°	14030.0	28.8
70°-80°	6093.0	12.5
80°-90°	621.3	1.3
90°-100°	0.0	0.0
100°-110°	0.0	0.0
110°-120°	0.0	0.0
120°-130°	0.0	0.0
130°-140°	0.0	0.0
140°-150°	0.0	0.0
150°-160°	0.0	0.0
160°-170°	0.0	0.0
170°-180°	0.0	0.0
0°-90°	48776.0	100.0
0°-180°	48776.0	100.0



REPORT NUMBER: P192296

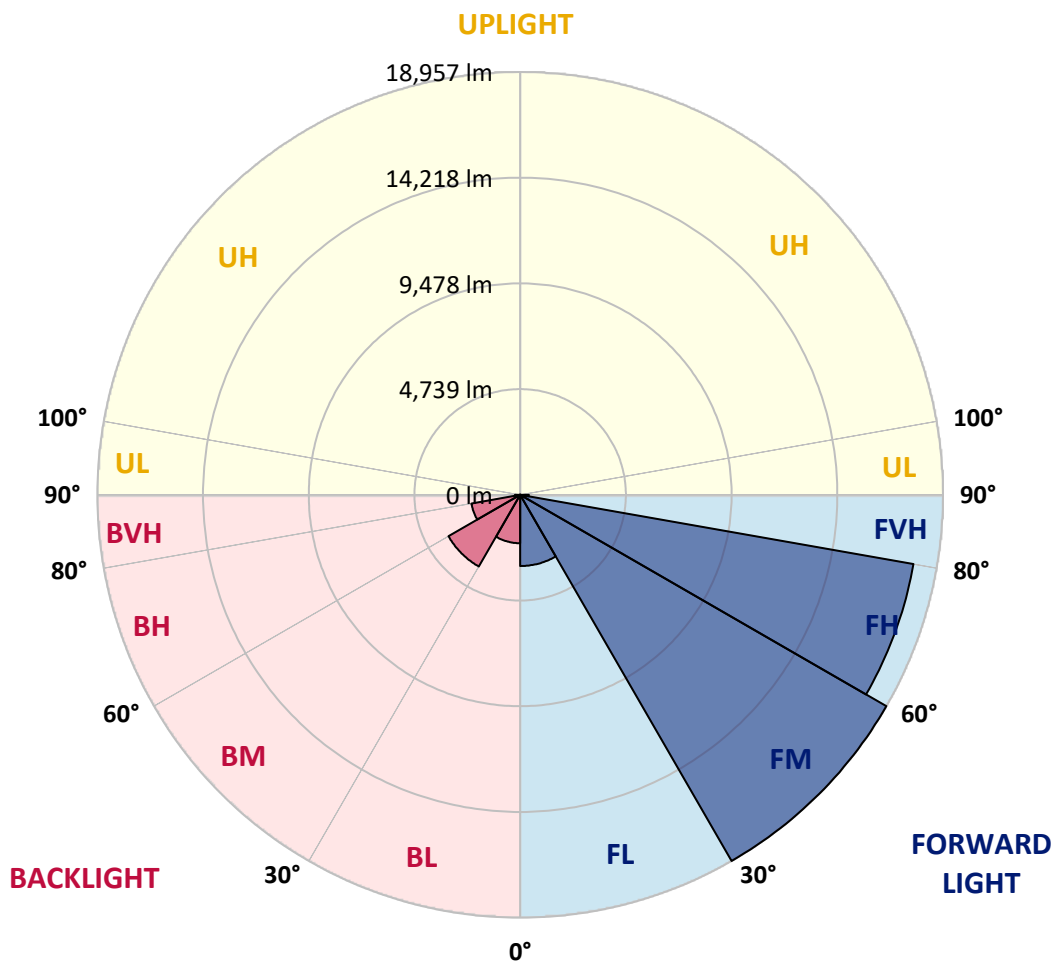
CATALOG NUMBER: GAN-AF-08-LED-U-T3R-7050-ADJ

LUMINAIRE CLASSIFICATION SYSTEM LUMEN TABLE AND BUG RATING:

Zone		Lumens	% Fixture	Zone Rating/Lumen Limit		
				B	U	G
FL	(0°-30°)	3192.6	6.5			
FM	(30°-60°)	18956.9	38.9			
FH	(60°-80°)	17903.8	36.7			G5
FVH	(80°-90°)	389.7	0.8			G3/500
BL	(0°-30°)	2170.3	4.4	B3/2500		
BM	(30°-60°)	3711.9	7.6	B3/5000		
BH	(60°-80°)	2219.3	4.5	B3/2500		G3/2500
BVH	(80°-90°)	231.6	0.5			G3/500
UL	(90°-100°)	0.0	0.0		U0/0	
UH	(100°-180°)	0.0	0.0		U0/0	

BUG Rating: B3-U0-G5

Type III Short





REPORT NUMBER: P192296

CATALOG NUMBER: GAN-AF-08-LED-U-T3R-7050-ADJ

CANDELA DISTRIBUTION (FULL):

	0°	5°	15°	25°	35°	45°	55°	65°	75°	77.5°	85°
0°	6950.8	6950.8	6950.8	6950.8	6950.8	6950.8	6950.8	6950.8	6950.8	6950.8	6950.8
2.5°	6148.8	6190.3	6224.8	6257.1	6321.6	6427.7	6549.8	6648.9	6791.8	6819.4	6895.5
5°	5584.2	5584.2	5611.8	5660.2	5747.8	5906.8	6072.7	6294.0	6605.1	6678.9	6881.7
7.5°	5309.9	5312.2	5328.3	5369.8	5445.9	5591.1	5773.1	6033.6	6455.3	6577.5	6923.2
10°	5411.3	5388.3	5353.7	5333.0	5344.5	5429.7	5602.6	5893.0	6363.1	6519.8	7015.3
12.5°	5978.3	5934.5	5814.6	5655.6	5503.5	5441.3	5542.7	5826.1	6323.9	6506.0	7137.5
15°	6904.7	6886.3	6662.7	6333.2	5964.4	5655.6	5586.5	5800.8	6328.6	6522.1	7282.7
17.5°	8066.3	8040.9	7745.9	7266.5	6665.0	6063.5	5740.9	5821.5	6344.7	6549.8	7423.3
20°	9239.3	9161.0	8842.9	8271.4	7499.3	6618.9	5996.7	5874.5	6365.4	6579.8	7570.8
22.5°	10115.1	10050.6	9764.8	9209.4	8319.8	7261.9	6340.1	5966.7	6432.3	6667.3	7752.8
25°	10884.8	10889.5	10606.0	10069.0	9149.4	7944.1	6782.6	6213.3	6602.8	6847.1	8001.7
27.5°	11836.7	11781.3	11516.3	10983.9	9969.9	8633.2	7317.3	6552.1	6856.3	7102.9	8329.0
30°	12975.2	12936.0	12629.5	12025.6	10880.2	9373.0	7928.0	6946.2	7183.6	7439.4	8757.7
32.5°	14314.2	14295.7	13977.7	13201.0	11931.2	10244.2	8644.7	7467.1	7672.2	7937.2	9373.0
35°	15885.9	15888.2	15512.6	14579.2	13081.2	11258.2	9458.3	8137.7	8266.8	8543.3	10105.9
37.5°	16853.9	16971.4	16830.8	15879.0	14383.3	12392.1	10513.8	9027.3	8944.3	9223.2	10891.8
40°	17061.3	17204.2	17649.0	17165.0	15839.8	13641.2	11449.5	9882.3	9778.6	10119.7	11903.5
42.5°	16770.9	16969.1	17909.4	18250.5	17386.2	15180.7	12707.8	11152.2	11020.8	11479.4	13161.8
45°	16598.1	16745.6	17833.3	18815.1	18727.6	16920.7	14309.5	12747.0	12698.6	13300.1	14613.8
47.5°	16298.5	16432.1	17478.4	18946.5	19515.7	18515.5	16233.9	14696.7	14791.2	15579.4	16252.4
50°	16459.8	16515.1	17082.0	18612.3	19743.9	19684.0	18384.2	16955.3	17277.9	18262.0	18107.6
52.5°	16436.7	16579.6	17035.9	18063.8	19773.9	20405.3	20502.1	19474.3	20154.1	21283.4	20165.7
55°	13288.6	13551.3	16494.4	17925.5	19879.9	21112.9	22387.3	22129.2	23396.8	24712.7	22488.7
57.5°	12689.4	12855.3	14487.0	18215.9	20442.2	22463.4	24484.6	25051.5	27171.8	28699.8	25318.8
60°	12571.8	12777.0	14466.3	18570.8	21583.0	24664.3	27593.5	28589.1	31764.9	33438.1	28600.7
62.5°	12205.4	12426.7	14330.3	18524.7	23203.2	27708.8	31573.6	32350.3	36120.7	37747.8	31345.5
65°	11043.9	11251.3	13221.8	17780.3	24295.6	30958.3	36284.3	35798.1	39559.2	40783.0	32714.4
66°	10248.8	10451.6	12348.3	16904.6	24042.1	31880.2	37952.9	36865.1	40329.0	41287.7	32447.1
67.5°	8794.5	8953.5	10652.1	14943.3	22693.8	32138.3	39356.4	37667.1	40409.7	40748.4	30919.1
70°	5556.5	5602.6	6923.2	10315.6	17178.8	27872.4	37220.0	35675.9	37077.1	36159.9	25920.4
72.5°	2410.7	2394.5	3323.3	5247.7	9725.6	18702.2	30107.9	29437.2	29084.6	26992.0	18144.5
75°	1341.3	1359.7	1726.2	2436.0	3952.5	9186.3	19695.5	18847.4	15913.6	13579.0	8227.6
77.5°	1076.3	1101.6	1431.2	1728.5	1774.6	3203.5	9216.3	7499.3	4514.8	3622.9	2286.2
80°	850.4	896.5	1249.1	1345.9	1196.1	1320.6	2977.6	2380.7	1786.1	1638.6	1184.6
82.5°	673.0	705.2	1071.7	1018.7	836.6	889.6	1426.6	1389.7	1161.5	1057.8	684.5
85°	484.0	543.9	880.4	767.4	548.5	599.2	947.2	908.0	666.0	543.9	301.9
87.5°	198.2	258.1	622.3	509.3	306.5	278.9	472.5	444.8	315.7	230.5	149.8
90°	0.0	0.0	0.0	0.0	0.0	0.0	0.0	0.0	0.0	0.0	0.0



REPORT NUMBER: P192296
 CATALOG NUMBER: GAN-AF-08-LED-U-T3R-7050-ADJ

CANDELA DISTRIBUTION (continued):

	90°	95°	105°	115°	125°	135°	145°	155°	165°	175°	180°
0°	6950.8	6950.8	6950.8	6950.8	6950.8	6950.8	6950.8	6950.8	6950.8	6950.8	6950.8
2.5°	6943.9	6999.2	7070.7	7114.4	7137.5	7153.6	7179.0	7176.7	7183.6	7185.9	7195.1
5°	6990.0	7082.2	7185.9	7213.5	7213.5	7188.2	7162.8	7121.4	7105.2	7100.6	7105.2
7.5°	7109.8	7211.2	7301.1	7268.9	7199.7	7098.3	6966.9	6851.7	6789.5	6768.7	6764.1
10°	7261.9	7384.1	7421.0	7298.8	7096.0	6851.7	6591.3	6402.3	6294.0	6264.0	6254.8
12.5°	7446.3	7561.5	7510.8	7252.7	6877.1	6483.0	6123.4	5821.5	5595.7	5524.2	5519.6
15°	7649.1	7739.0	7561.5	7109.8	6549.8	5969.0	5328.3	4807.5	4526.3	4436.4	4429.5
17.5°	7838.1	7884.2	7531.6	6860.9	6068.1	5127.8	4277.4	3876.4	3779.6	3802.7	3807.3
20°	7999.4	7999.4	7430.2	6503.7	5309.9	4019.3	3482.3	3475.4	3544.5	3613.7	3627.5
22.5°	8176.9	8070.9	7252.7	5999.0	4235.9	3288.7	3210.4	3274.9	3353.3	3429.3	3440.8
25°	8395.8	8128.5	7006.1	5233.9	3330.2	2986.8	3016.8	3069.8	3109.0	3157.4	3164.3
27.5°	8640.1	8202.2	6681.2	4180.6	2890.0	2797.8	2820.9	2839.3	2834.7	2853.2	2857.8
30°	8932.8	8287.5	6236.4	3268.0	2708.0	2636.5	2595.0	2578.9	2578.9	2608.9	2620.4
32.5°	9324.6	8414.3	5598.0	2800.1	2620.4	2521.3	2387.6	2327.7	2350.7	2452.1	2475.2
35°	9755.6	8550.2	4733.7	2641.1	2601.9	2468.3	2260.9	2150.2	2152.5	2247.0	2277.0
37.5°	10225.7	8723.1	3786.5	2611.2	2643.4	2470.6	2194.0	2041.9	1979.7	1979.7	1991.2
40°	10827.2	8900.5	3065.2	2631.9	2731.0	2498.2	2159.5	1956.6	1781.5	1786.1	1795.3
42.5°	11610.8	9052.6	2678.0	2675.7	2837.0	2535.1	2157.1	1843.7	1691.6	1795.3	1889.8
45°	12482.0	9128.7	2507.5	2714.9	2922.3	2558.2	2120.3	1825.3	1703.1	2012.0	2191.7
47.5°	13484.5	9084.9	2413.0	2728.7	2943.0	2558.2	2078.8	1869.1	1783.8	2330.0	2539.7
50°	14583.8	8958.2	2320.8	2701.0	2936.1	2553.5	2118.0	1912.9	1813.8	2385.3	2530.5
52.5°	15876.7	8852.1	2224.0	2641.1	2887.7	2528.2	2164.1	1894.4	1719.3	2168.7	2270.1
55°	17351.7	8882.1	2115.7	2555.9	2811.7	2479.8	2147.9	1820.7	1620.2	1910.6	1972.8
57.5°	19236.9	9239.3	1986.6	2447.5	2708.0	2399.1	2090.3	1786.1	1590.2	1733.1	1770.0
60°	21341.0	9861.6	1825.3	2339.2	2578.9	2270.1	2046.5	1802.2	1604.0	1719.3	1737.7
62.5°	22885.1	10223.4	1687.0	2180.2	2403.7	2127.2	1991.2	1823.0	1640.9	1767.7	1763.1
65°	23304.6	9628.8	1514.2	1947.4	2166.4	1977.4	1922.1	1846.0	1657.0	1806.8	1786.1
66°	22716.9	8988.1	1438.1	1839.1	2046.5	1903.6	1887.5	1843.7	1650.1	1811.5	1776.9
67.5°	21290.3	7674.5	1306.7	1680.1	1855.2	1793.0	1832.2	1823.0	1631.7	1806.8	1758.4
70°	17363.2	5236.2	1117.8	1398.9	1544.1	1578.7	1726.2	1749.2	1571.8	1726.2	1620.2
72.5°	12131.7	3189.6	988.7	1085.5	1249.1	1345.9	1581.0	1647.8	1491.1	1507.2	1405.8
75°	5863.0	1693.9	896.5	841.2	970.3	1124.7	1405.8	1509.5	1364.4	1260.6	1223.8
77.5°	1827.6	1034.8	760.5	677.6	760.5	908.0	1175.4	1322.9	1214.5	1055.5	1041.7
80°	981.8	760.5	585.4	543.9	601.5	712.1	924.2	1103.9	1044.0	947.2	845.8
82.5°	647.6	493.2	433.3	421.8	458.6	543.9	686.8	914.9	914.9	811.2	590.0
85°	334.2	301.9	297.3	297.3	320.3	361.8	467.8	705.2	751.3	428.7	354.9
87.5°	165.9	172.8	161.3	168.2	179.8	177.5	223.6	354.9	424.1	260.4	216.6
90°	0.0	0.0	0.0	0.0	0.0	0.0	0.0	0.0	0.0	0.0	0.0

(END OF REPORT)